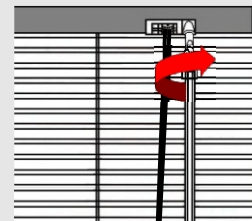


## SPECIFICATIILE REFERITOARE LA PRODUS

- Lamelele**
  - compozitie aluminiu eloxat, vopsit in camp electrostatic
  - latime 25 mm
  - grosime 0,21 mm
  - 58 culori
- Garnisa**
  - compozitie otel galvanizat vopsit in camp electrostatic
  - culori asortate cu lamelele
- Componente**
  - snur si scarite plasticate in culori asemanatoare garnisei
- Accesorii optionale**
  - garnisa de mascare, in culori alb sau maro inchis (fig. 4)
  - cleme de fixare in partea inferioara (fig. 3)

### Atentie

- Folosirea garnisei de mascare poate fi facuta in cazul in care jaluzeaua se monteaza intre baghetele geamului ("pe sticla") sau atunci cand se monteaza in golul glafului pe margine.
- In cazul in care se opteaza pentru garnisa de mascare, trebuie avut in vedere ca nu se vor putea monta si clemele pentru fixare in partea inferioara.



vedere din interior

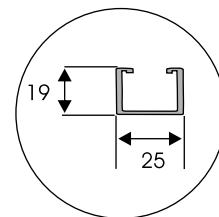


Fig. 1

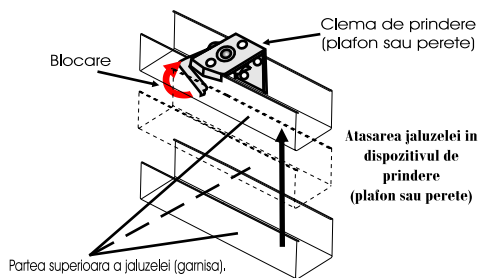


Fig. 2

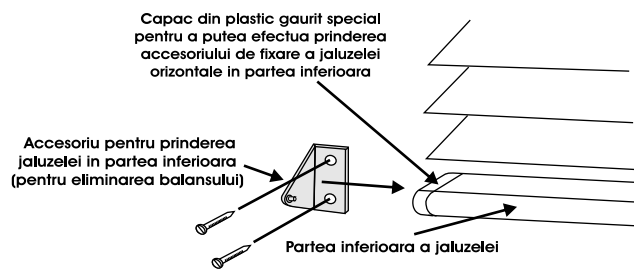


Fig. 3

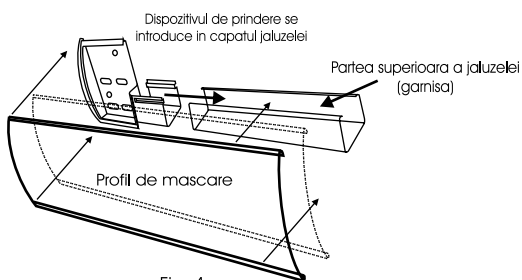


Fig. 4

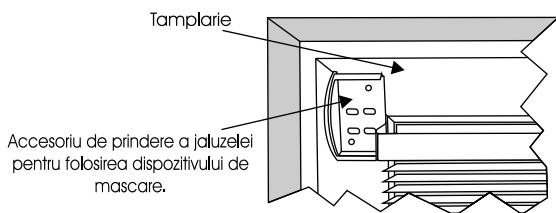
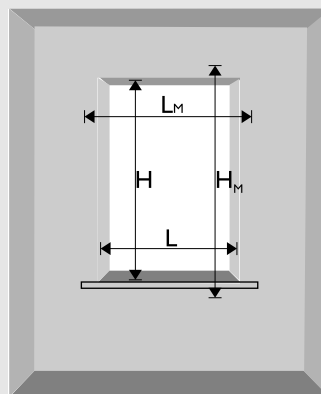


Fig. 5

## MASURATORI



L - latimea deschiderii  
L<sub>M</sub> - latimea jaluzelei  
H - inaltimea deschiderii  
H<sub>M</sub> - inaltimea jaluzelei

$$L_M = L + 3 \text{ cm}$$

$$H_M = H + 4 \text{ cm}$$

dimensiunea  
comenzii

L<sub>M</sub> x H<sub>M</sub>

modalitatea de masurare  
vedere din interiorul incaperii